

# Glycium Play Park





# **Final Document PROD 770**

**Mica Peleg**





# Welcome To Glycium

Come explore, discover and play in Glycium Play Park. Be a part of the candy filled fantasy.....

- **Whimsy**
- **Discovery**
- **Exploration**



Dalle-2: "Tree Themed Jungle Gym, Concept Art "



Dalle-2: "Candy Forest, Cottage, Fairey, Concept Art"

# Structure

## Level 1



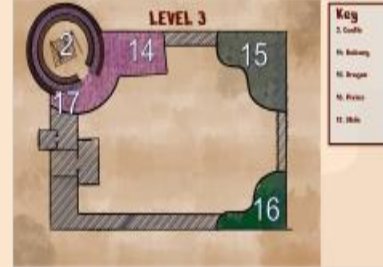
Guests are transported to a Medieval fairytale kingdom of candy and wonder. This is a magical land where children can find fantastical creatures hiding among lollipop trees. Here, the opportunities to play are endless – brave explorers can even climb the castle into the clouds above.

## Level 2



Guests who exit the castle here may find themselves shrunken to the size of a candy fairy. The fairies can be quite mischievous in their tricks, but they are friendly creatures who welcome everyone to join their games as they play with fellow woodland creatures.

## Level 3



Congrats, you've made it! From the top of the castle, all of Glycium can be seen. Some sights – and friends! – are only visible here above the clouds.

# LEVEL 1




## Key

- 1. Entrance
- 2. Castle
- 3. Climbing  
Cake
- 4. Lolli-  
Woods
- 5. Food Court
- 6. Parent  
Area



# 1. The Entrance

- As guests enter the Glycium Play Park they are greeted with a cotton candy themed lobby.
- The lobby is meant to evoke a feeling of wonder and whimsy.
- This is meant as the liminal space that signals a threshold of crossing over from the real world into a world of imagination.
- As guests enter they will see a check-in desk.



Dalle-2: "Cotton candy check-in desk, hotel lobby, concept art"

- At the desk each parent is given a "magic band"-like wristband, while children get a wristband with a corresponding barcode.
- This will ensure no parent can leave without a child or with a child that's not theirs.
- Parents will also be alerted when their child goes up and down floors or into the activity room.



Dalle-2: "Cotton candy check-in desk, concept art"



Dalle-2: "Cotton candy check-in desk, hotel lobby, concept art"

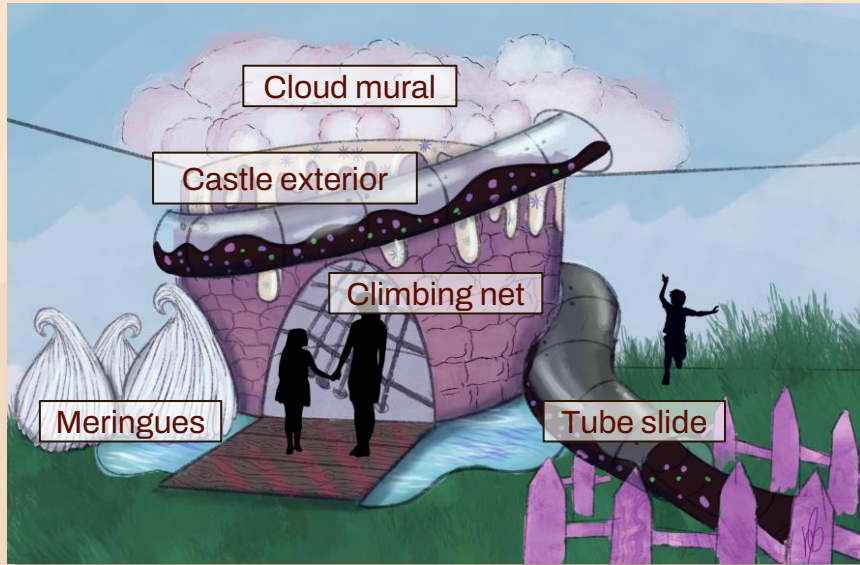
## 2. The Castle

- The Candy themed Castle acts as the Weenie and is the main focal point as guests first enter Glycium.
- The castle goes up the entire three levels of the Glycium Play Park. The top floor features a slide that goes back to the ground floor.
- The interior ramp spirals up with a climbing wall through the Castle's center. Screens are used as windows, showing Gingerbread Village and Lolli-Woods with looping animations of different creatures and people.



Castle with slide, concept art

# 2. The Castle



## Castle Exterior

The castle Exterior is made of wood and plastic to give the effect of weathered stone as seen in the image below



## Tube Slide

Plastic Tube Slide with see through top. The bottom of the slide is fenced to keep children both in and around the slide safe.



## Meringues

Soft Meringues made of Foam for a squishy and fun sensory toy



## Cloud Mural

Clouds will be drawn around the top of the castle to give the effect of it vanishing into the clouds



## Climbing Net

The interior of the castle will have a climbing net running through it from one floor to the next





### 3. Climbing Cake



Cake Exhibit Jerusalem, Israel Museum

- A unique take on the classic climbing wall.
- Made out of a steel structure and covered with thick layers of padding.
- Long rainbow “sprinkles” are used as hand holds.
- A “crash mat” is surrounding the Climbing Cake.




Dalle-2: “Big Cake, Soft Play Area, Concept Art”



## 4. LED Play Area

### Lolli-Woods

- Children entering this area will find themselves in the heart of a lollipop-tree forest.
- High definition XR LED dome creates a unique space that immerses the guest in the forest
- To reach the center, guests will walk through biff bash bags in the shape of lollipop trees. This interaction will enhance the sense of discovery and exploration that this area fosters .
- The jungle gym in the middle of the grove is designed to look like an old tree.
- Kids approaching the walls will be able to reveal different candy creatures.




Lollipop Tree, Concept art



LED Play area, Concept art



# 4. Lolli-Woods



## Mural

Behind the LED screen there is a landscape mural that seamlessly integrates into the space



## Carpeted Floor

The Soft carpeted floor is used to demarcate different areas and provide a soft landing for any trips and falls



## Lollipop Trees

The lollipop trees are made of flexible biff bash bags for fun and squishy exploration



## Tree Jungle Gym

The Jungle Gym structure is made of Plastic. The inside has a staircase that leads to a slide and room to play inside



## LED Screen

The Play area is surrounded by an LED dome that has a sensors that can track the players movements. By moving their hands around different creature are reviled through the trees





# 5. Food Court

## Gingerbread Village

- A gingerbread and candy themed food court.
- The design of the stalls, and the interspersing of merchandise booths, will replicate the feel of a small European village market.
- In costume employees help maintain the magic.



Dalle-2: "Gingerbread themed food court that looks like a village market, Concept art"



Dalle-2: "Gingerbread themed food court that looks like a village market, Concept art"

# 6. Parent Area & Amenities

## Castle Courtyard

- The ground level parent area, along with the corresponding bathroom, is themed as the castle courtyard.
- The Castle Courtyard offers an uninterrupted view of the downstairs play areas, providing parents with an easy way to watch their children without getting in the way of play.



Dalle-2: "Castle Court yard themed rest area, Illustration Concept art"



Dalle-2: "Castle Court yard themed rest area, Illustration Concept art"



Tangled Themed Rest Area, Magic Kingdom Disney World.



## LEVEL 2



## Key

2. Castle

7. Ball Pit

8. Pixie's Cottage

9. Accessible  
Playground

10. Snail-Co-  
Round

11. Parent Area

12. Party Rooms

13. Activity Area




# 7. Ball Pit

## Sprinkle Springs


- A waterfall of colorful sprinkles spills over a cliff and pools into a whimsical ball pit, forming Sprinkle Springs. Witty explorers could make their way to the ledge on the far bank and discover a secret shortcut to Pixie's garden.
- Projection mapping creates the image of the waterfall on the wall. It also provides color for the ball pit itself, creating ever-shifting patterns of swirling color.



Ball Pit, Concept art

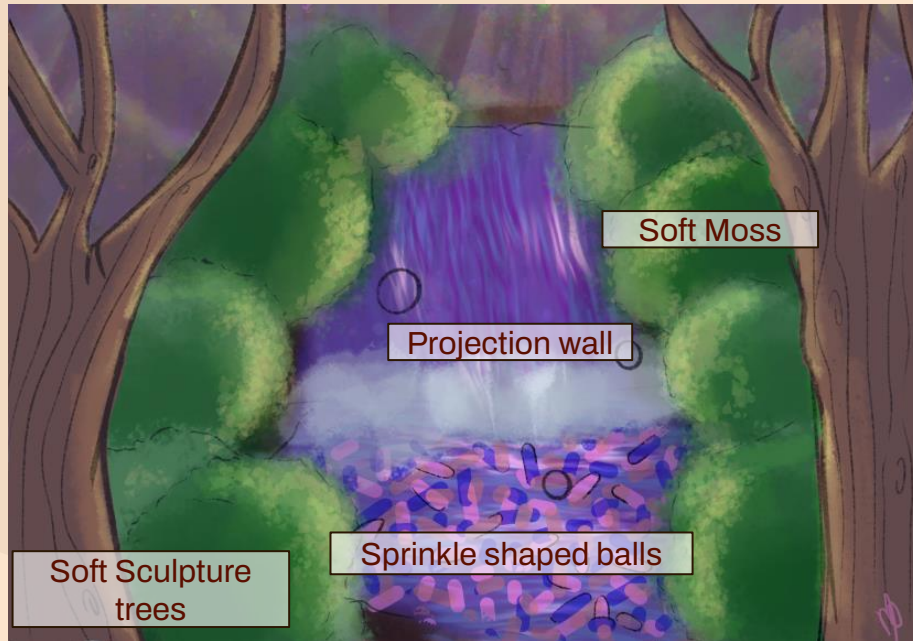


Dalle-2: sprinkles ball pit, Fairy Forest, water fall



Dalle-2: sprinkles ball pit, Fairy Forest, water fall

# 7. Ball Pit



## Sprinkles ball Pit

To further enhance the candy land aesthetic, the balls in the ball pit will look like sprinkles.



## Soft Sculpture Tree

The trees around the ball pit are made of Soft sculpture for safe and fun play



## Soft Moss

Made out of soft sponge and fake leaves.



## Projection Wall and Mapping

The wall and ball pit will have a mapped projections will give the space the feeling of an enchanted forest.





## 8. Fairy Playhouse Pixie's Cottage

- This cabin at the heart of Fairy Forest belongs to Pixie Stix, a mischievous candy fairy who is one of Glycium's mascots. Visitors can spot her playing in the treetops. Pixie is always happy to have guests around – especially if they help her with her gardening.
- This play house is designed to encourage imaginative free play. The furnishings in the house allow children to make-believe they are living in Pixie's fairy hideaway.
- Outside the house is a fenced garden with projection games. The games will allow kids to interact with the garden more actively.



Dalle-2: "Candy Apple Pixy, Oil Paint Concept art"



Pixie's Cottage, Concept art



Dalle-2: "Candy Fairy cottage play house with a green moss roof , Fairy forest, Concept"



# 8. Fairy House



## Soft Tree sculptor

The trees around the ball pit are made of Soft sculpture for safe and fun play



## Foam Bush

Made out of soft sponge and fake leaves.




## Play House

The Play house will be made of plastic and wood, with three rooms inside: A kitchen, a Livingroom, and a bed room




## Projection Game

Virtual gardening games are projected on the two intersecting walls. Motion sensors track the players movements providing a fun interactive gardening



## LEVEL 3



### Key

2. Castle

14. Balcony

15. Dragon

16. Pixies

17. Slide







# 14, 15, 16. Animaltronics

Having climbed to the third floor, guests will find themselves on the balcony at top of the castle.

Visitors can spot some pretty exciting sights from here. Past the balcony's railing, Fairy Forest stretches into the horizon. Above Pixie's Cottage, a group of fairy friends can be seen playing in the treetops.

From the edge of the balcony the most majestic sight of all, a candy dragon sitting on top of the clouds, peacefully watching the forest below.





# About Me

Hello, I am an immersive designer with an Immersive Reality degree from SCAD. I am currently in the process of getting my MFA in Themed Entertainment. I have knowledge and experience with, Autodesk Maya, Unreal Engen, Photoshop, Procreate, After effects, Illustrator, Zapper, TiltBrush, Substance Painter, and Reaper Audio editor. My work has been featured in the Savannah Telfair Museum and is currently being used by Hospice Savannah to help patients. I have work experience as Military front lines and international relations photographer for the IDF. My work for the Israel Defense Force has been seen on CNN and other major news channels.



**For More Work Go to:**

<https://www.mayapeleganimator.com/>